

FLOE QUICK-ATTACH SECTIONAL

BENCH DOCK END BRACKETS

FLOE KIT P/N 510-02580-00

ASSEMBLY INSTRUCTIONS

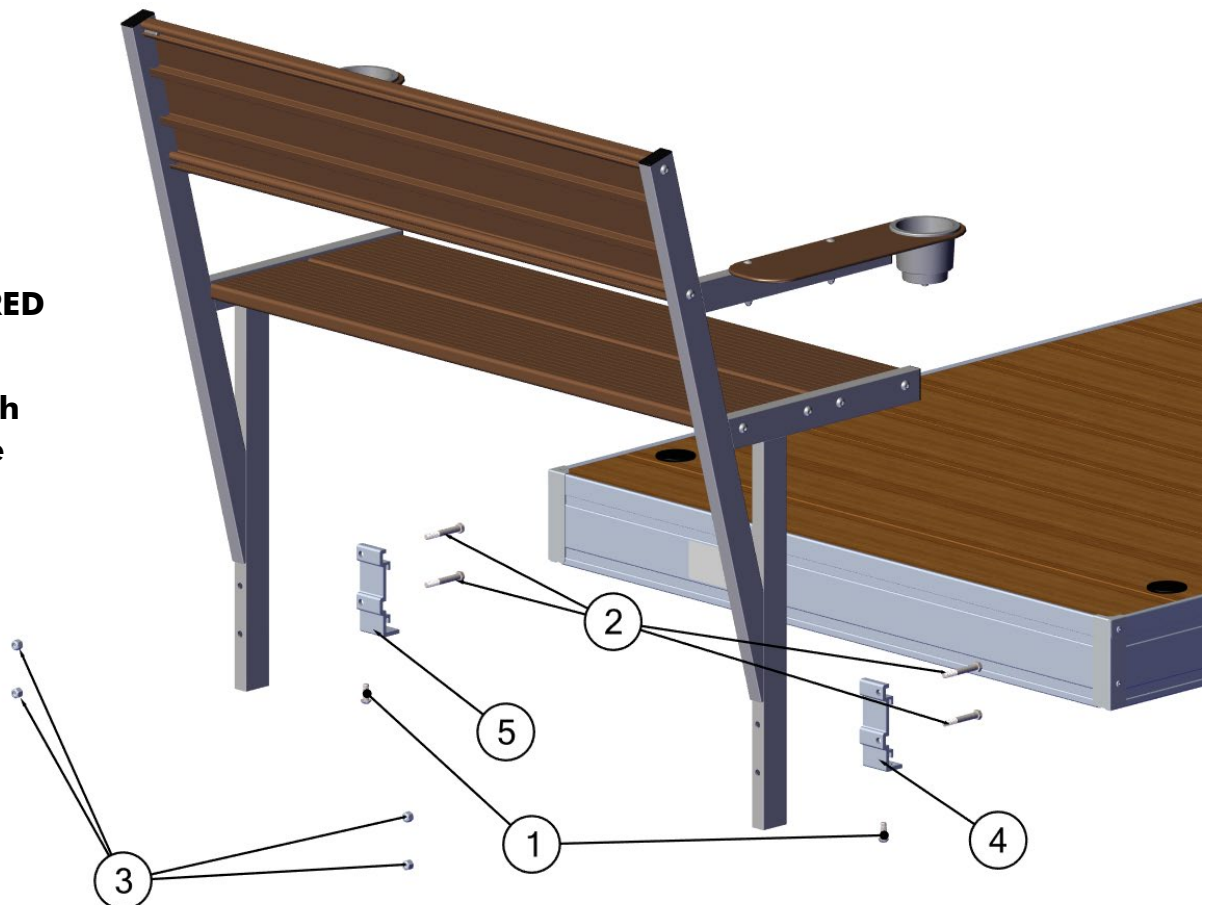


BOM/EXPLODED VIEW

P/N 510-02580-00		KIT, QA SECTIONAL BENCH DOCK END BRACKETS		
Number	Part Number	QTY.	Description	
1	001-70105-00	2	HHCS, 3/8-16 x 1" SS	
2	001-70114-00	4	HHCS, 3/8-16 x 2 3/4" 18-8 SS	
3	001-76071-00	4	NUT, NYLOCK 3/8-16 ALUM.	
4	002-00232-00	1	BRKT., QA DOCK END BENCH "A" SIDE	
5	002-00233-00	1	BRKT., QA DOCK END BENCH "B" SIDE	

TOOLS REQUIRED

- 9/16" Socket
- Torque Wrench
- Tape Measure



*BENCH & DOCK NOT INCLUDED

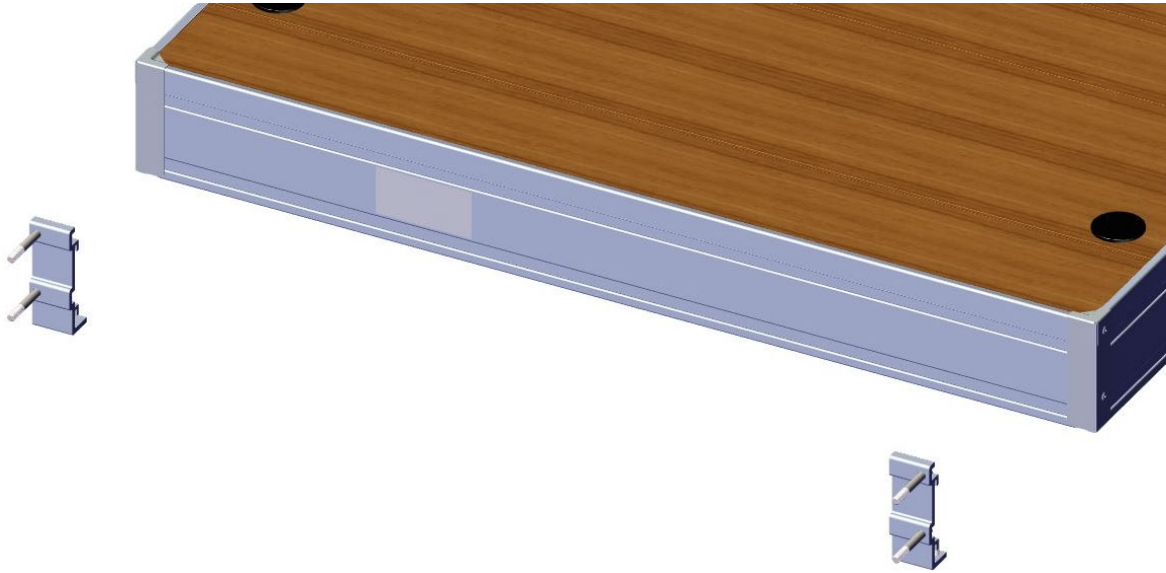
INSTRUCTION P/N 610-02580-00
ISSUED: 6/30/21

© Manufactured by:
Floe International Inc.
48473 State Hwy. 65
McGregor, MN 55760
www.floeintl.com

BENCH BRACKETS INSTALLATION

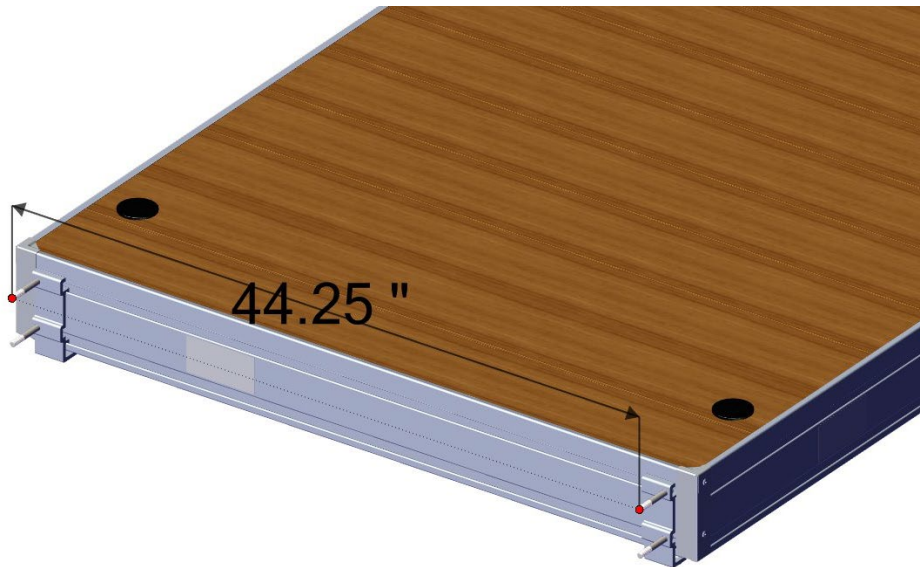
STEP 1

INSERT 3/8-16 x 2 3/4" HEX HEAD BOLTS INTO EACH QUICK ATTACH BRACKET



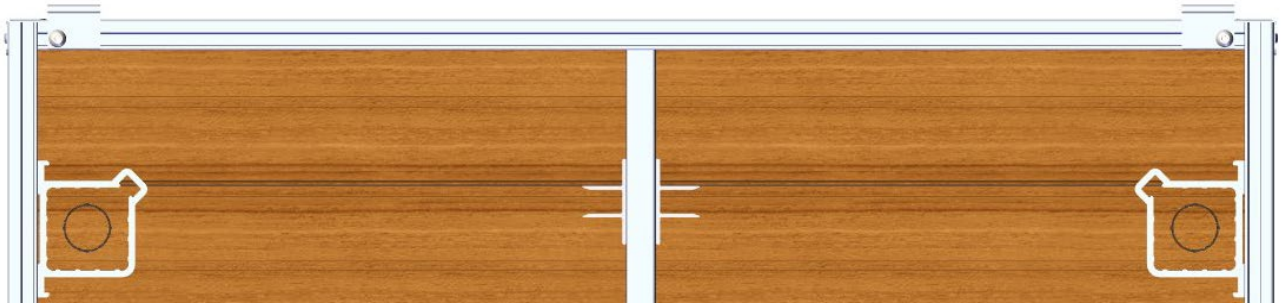
STEP 2

PLACE BRACKETS IN DOCK SIDE 44 1/4" APART FROM CENTER TO CENTER OF EACH BOLT.




STEP 3

INSERT A 3/8-16 x 1" BOLT INTO BOTTOM OF EACH BRACKET. TORQUE TO 5 FT/LBS MAX.



STEP 4

ALIGN HOLES IN BENCH (NOT INCLUDED) ONTO 3/8-16 x 2 3/4" HEX HEAD BOLTS.



STEP 5

PLACE 3/8-16 NYLOCK NUTS ON HEX HEAD BOLTS AND TORQUE TO 25 FT/LBS.

