

FLOE QUICK-ATTACH SECTIONAL DOCK FURNITURE BRACKETS

FLOE KIT P/N 510-02571-00
ASSEMBLY INSTRUCTIONS

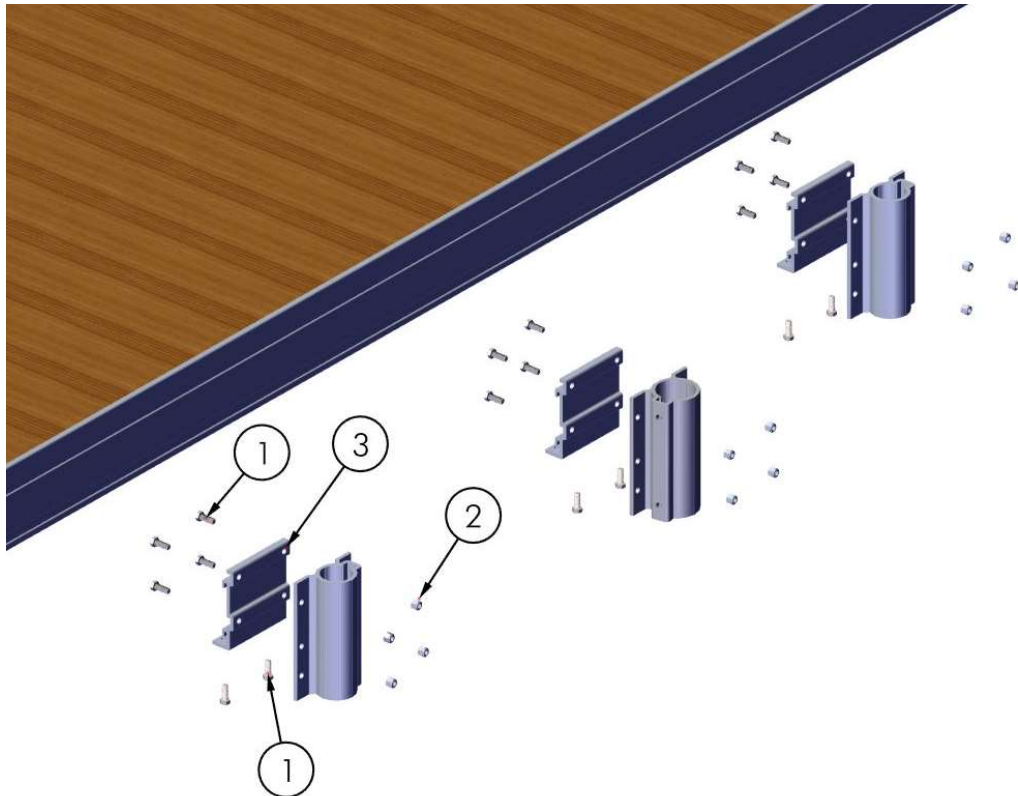


BOM/EXPLODED VIEW

P/N 510-02571-00		KIT, QA SECTIONAL DOCK FURNITURE		
NUMBER	PART NUMBER	QTY.	DESCRIPTION	
1	001-70105-00	18	HHCS, 3/8-16 x 1" 18-8 SS	
2	001-76071-00	12	NUT, NYLOCK 3/8-16 ALUM.	
3	002-00149-00	3	BRACKET, QUICK ATT. SECTIONAL FURNITURE – 5.25"	

TOOLS REQUIRED

- 9/16" SOCKET/WRENCH
- TORQUE WRENCH




*TABLE AND CHAIR POCKETS NOT INCLUDED

INSTALLATION

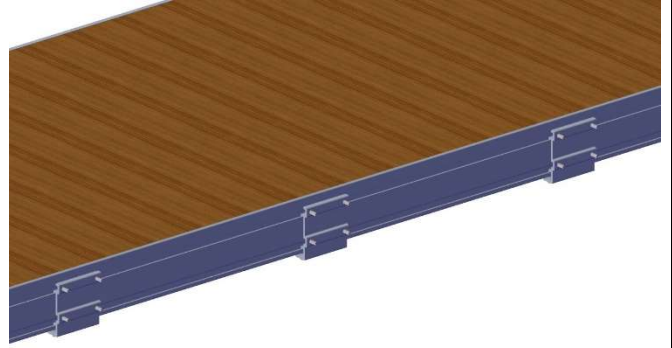
STEP 1

INSERT 3/8-16 x 1" HEX HEAD BOLTS INTO EACH QUICK ATTACH BRACKET.



STEP 2

PLACE BRACKETS IN DOCK SIDE AT DESIRED LOCATION.




STEP 3

INSERT 3/8-16 x 1" BOLTS INTO BOTTOM OF EACH BRACKET. TORQUE TO 6 FT-LBS MAX.



STEP 4

ALIGN HOLES IN FURNITURE POCKETS (NOT INCLUDED) ONTO 3/8-16 x 2 3/4" BOLTS.



STEP 5

PLACE 3/8-16 NYLOCK NUTS ON HEX HEAD BOLTS AND TORQUE TO 35 FT-LBS.

