

FLOE DOCK SIDE QUICK-ATTACH SECTIONAL DOCK FURNITURE BRACKETS



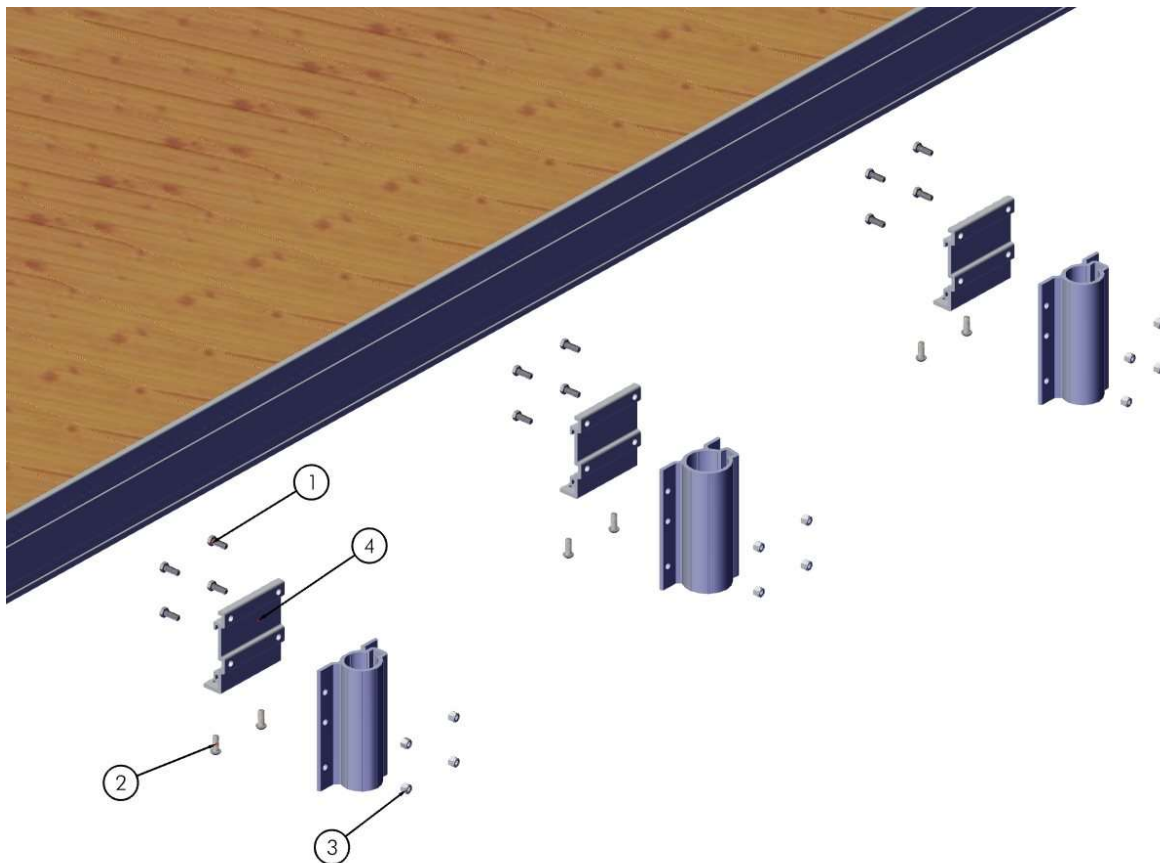
FLOE KIT P/N 510-02571-00
ASSEMBLY INSTRUCTIONS

BOM/EXPLODED VIEW

P/N 510-02571-00			
Number	Part Number	QTY.	Description
1	001-70105-00	12	HHCS, 3/8-16 x 1" 18-8 SS
2	001-73815-00	6	BHCS 3/8-16 x 1" SS
3	001-76071-00	12	NUT, NYLOCK 3/8-16 ALUM.
4	002-00149-00	1	BRACKET, QUICK ATT. SECTIONAL FURNITURE – 5.25"

TOOLS REQUIRED

- 9/16" SOCKET
- 7/32" HEX SOCKET
- TORQUE WRENCH



*TABLE AND CHAIR POCKETS NOT INCLUDED


INSTRUCTION P/N 610-02571-00
ISSUED: 10/19/20

© Manufactured by:
Floe International Inc.
48473 State Hwy. 65
McGregor, MN 55760
www.floeintl.com

FURNITURE BRACKETS INSTALLATION


STEP 1

INSERT 3/8-16 x 1" HEX HEAD BOLTS INTO EACH QUICK ATTACH BRACKET.



STEP 2

PLACE BRACKETS IN DOCK SIDE.



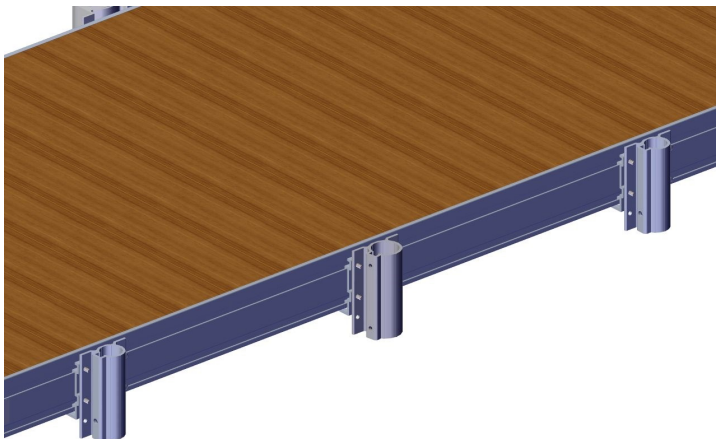
STEP 3

INSERT 3/8-16 x 1" BUTTON HEAD BOLTS INTO BOTTOM OF EACH BRACKET. TORQUE TO 5 FT-LBS MAX.



STEP 4

ALIGN HOLES IN FURNITURE POCKETS (NOT INCLUDED) ONTO 3/8-16 x 2 3/4" BOLTS.



STEP 5

PLACE 3/8-16 NYLOCK NUTS ON HEX HEAD BOLTS AND TORQUE TO 35 FT-LBS.

